



BUCHAREST OFFICE MARKET

Outlook | Q1 2026

Overview Q1 2026

The Office Market in Bucharest

Office Demand

Total Transactions

49,718 sqm

▼ vs. 2024

(Pre) Leases & Expansions

40,128 sqm

▼ 29.5% vs. 2024

Renewals

9,590 sqm

▼ 29.2% vs. 2024

Office Supply

Office Stock Class A

3.66 M sqm



Office Stock Class A & B

4.21 M sqm



Deliveries Q1 / est. 2026

0 / 63.6 K sqm



Vacancy & Rents

Average Vacancy

11.05%



Prime Office Rents

19 - 23

€/sqm/month



Average Rents

16 - 18

€/sqm /month



OFFICE DEMAND & TRANSACTIONS

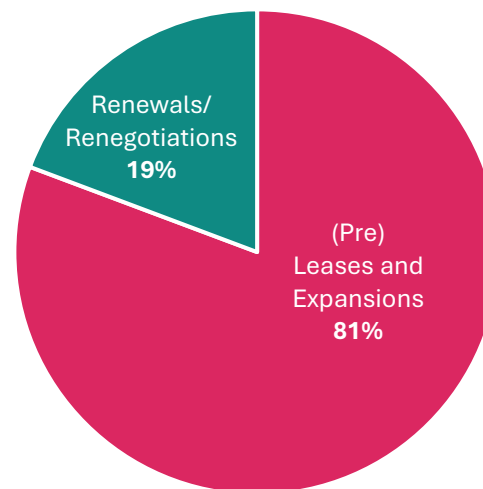
■ 49,718 sqm rented in Bucharest in Q1 2026

In Q1 2026 total leasing activity of modern office space in Bucharest reached **49,718 sqm**.

Out of those:

- (Pre) Leases & Expansions had a share of **81%** (namely 40,128 sqm),
- Renewals & Renegotiations reached **19%** of total transactions (mainly 9,590 sqm).

Office transactions in Bucharest in Q1 2026



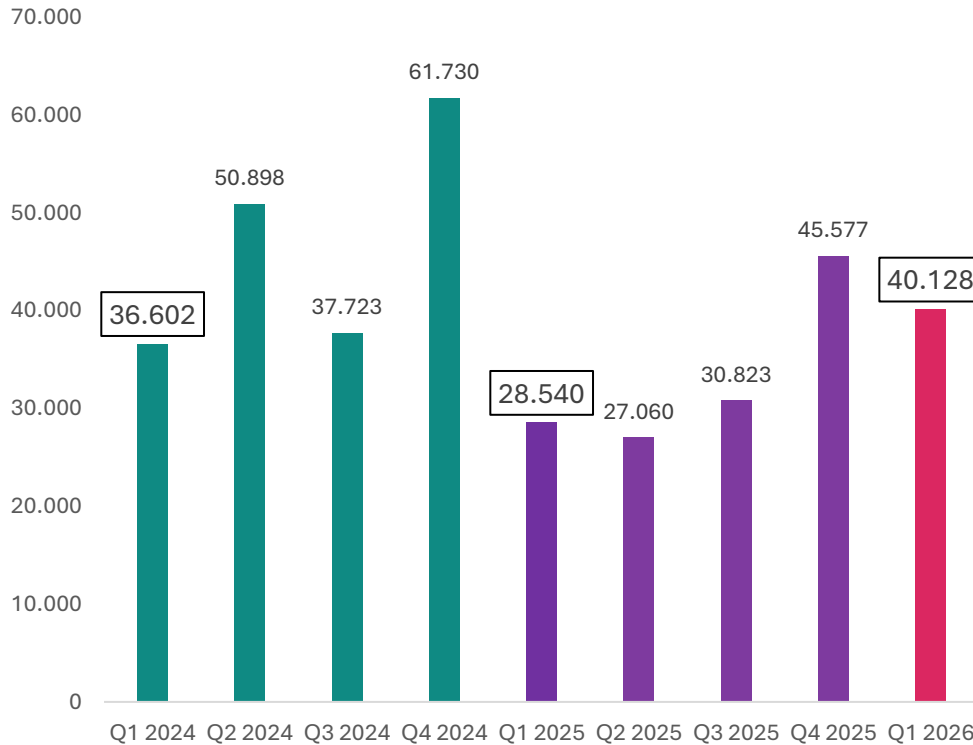
■ Representative transactions in Q1 2026

Company	Surface (sqm)	Building	Transaction Type	Industry
Engie	5.300	Matei Millo	Expansion	Energy
SCOR	3.231	Timpuri Noi Square	Pre-Lease	Financial Services
Prima Development	1.300	U-Center	Lease	Manufacturing & Industrial
PIP Global Safety	1.000	Hermes Business Campus	Lease	Manufacturing & Industrial

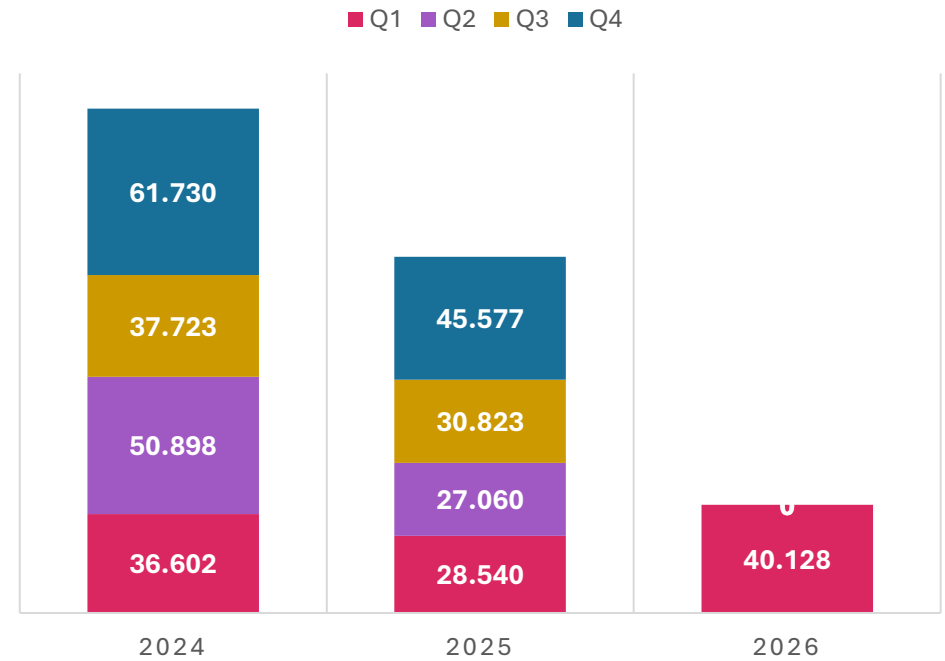
OFFICE DEMAND & TRANSACTIONS (2)

Although the level of office transactions in the first quarter of 2026 is slightly below the last quarter (Q4 2025), it increased **by 40.6% from Q1 2025**, respectively by **9,6% from Q1 2024**.

Evolution (Pre) Leases & Expansion by Trimester (Q1 2024 - Q1 2026)



EVOLUTION OF (PRE) LEASE & EXPANSIONS (Q1 2024 - Q1 2026)



OFFICE DEMAND & TRANSACTIONS (3)

■ (Pre) Leases & Expansions, by AREA

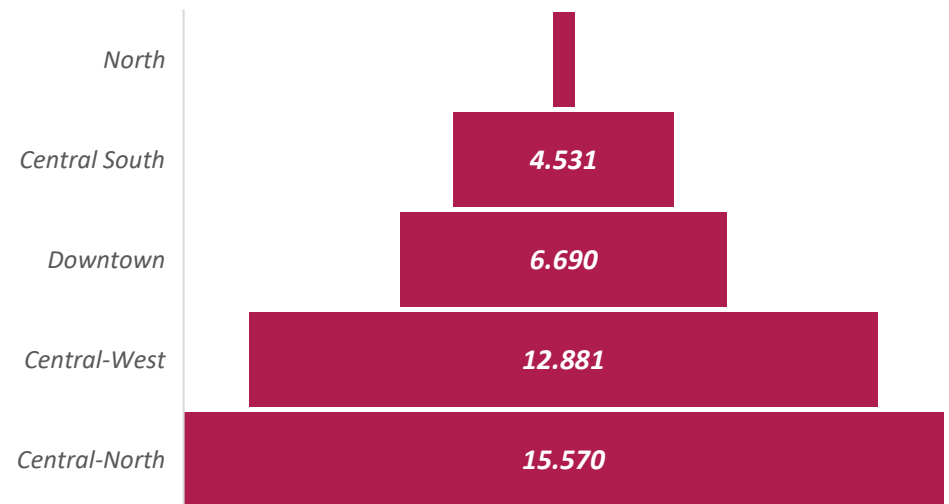
40% of the net take-up, over **16,026 sqm**, were leased in Central-North and North areas.

In the Central-West area were leased **32%** of the office spaces rented in the first trimester (**12,881 sqm**).

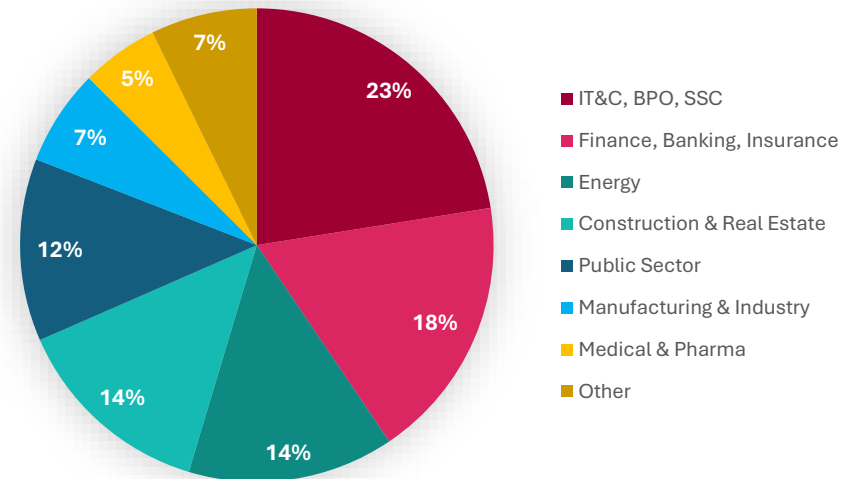
■ (Pre) Leases & Expansions, by INDUSTRY

The most active tenants in Bucharest in the first quarter of 2026 were companies from **the IT&C, BPO and SSC** sectors with **23%** of the newly leased area, followed by companies from the **Financial Services** sector with **18%**. The order is completed by companies from the Energy and Construction & Real Estate sectors, both with **14%** of the newly leased area.

(PRE) LEASES & EXPANSIONS, BY AREA



(PRE) LEASES & EXPANSIONS, BY INDUSTRY

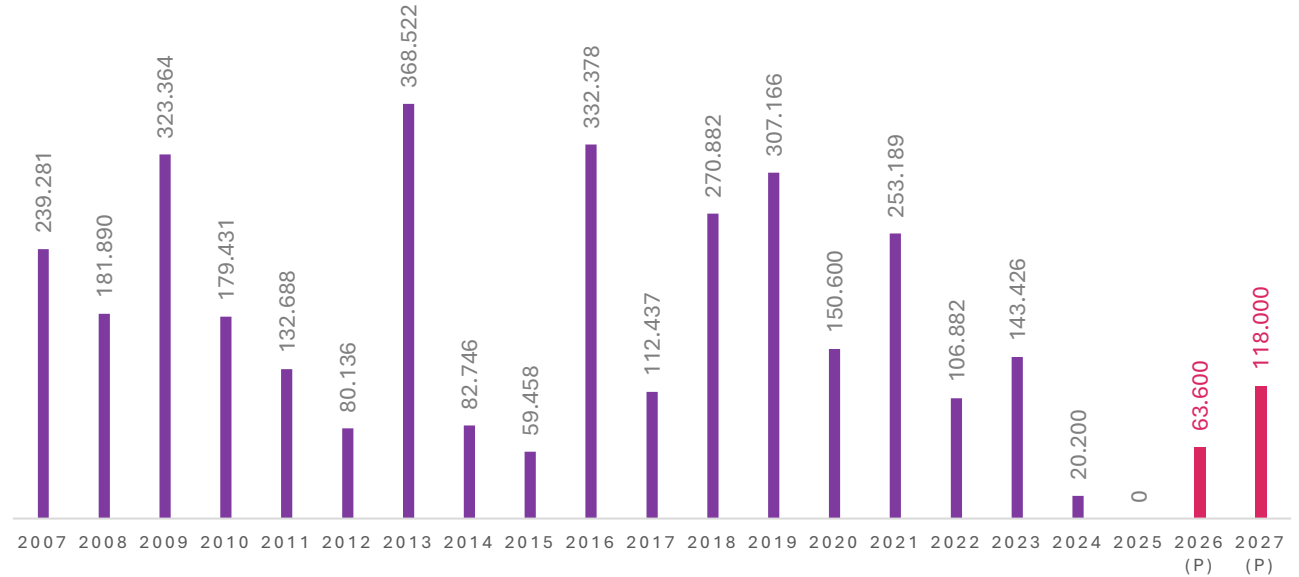


STOCK & PIPELINE

In the first quarter of 2026 no new office building were delivered. However, for 2026 three office buildings are scheduled for delivery, with a combined area of **63,600 sqm: ONE Technology Park** (*build-to-suit for a single tenant*), **ARC Project** and **ONE Gallery**.

More substantial office developments, amounting to **118,000 sqm** are scheduled for delivery **in 2027**.

EVOLUTION OF OFFICE SPACE DELIVERIES 2007-2027(P)



For any details, you can contact us:

IRINA GHITULESCU

Research Consultant

Phone: [+40 21 528 04 40](tel:+40215280440)

irina.ghitulescu@esop.ro

MIRELA RAICU, SIOR

Partner

Phone: [+40 21 528 04 40](tel:+40215280440)

mirela.raicu@esop.ro

ALEXANDRU PETRESCU

Managing Partner

Phone: [+40 21 528 04 40](tel:+40215280440)

alexandru.petrescu@esop.ro



Disclaimer

This report has been prepared by ESOP Consulting | CORFAC International for informational purposes only and does not constitute legal, financial, tax or investment advice. The analysis and data presented herein are based on information obtained from sources believed to be reliable, including proprietary data and third-party sources. While every reasonable effort has been made to ensure accuracy and completeness, ESOP Consulting | CORFAC International makes no representation or warranty, express or implied, as to the accuracy, completeness or reliability of the information contained in this report.

Any views, opinions or estimates expressed reflect market conditions at the date of publication and are subject to change without notice. Recipients of this report are advised to conduct their own independent analysis and due diligence before entering any transaction or commitment related to the real estate market. ESOP Consulting | CORFAC International shall not be liable for any direct or indirect loss or damage arising from the use of, or reliance on, the information contained in this report.

ESOP | Partners in time



Company: **HARMAN**

Field of activity: Automotive
Surface: 10.000 sqm
Building: Metrooffice
City: Bucharest



Company: **HELLA Romania**

Field of activity: Automotive
Surface: 4.000 sqm
Building: City BC
City: Timisoara



Company: **HELLA Romania**

Field of activity: Automotive
Surface: 5.800 sqm
Building: Electroputere BP
City: Craiova



Company: **TRACTEBEL Engineering**

Field of activity: Profess. Services
Surface: 1.620 sqm
Building: Expo BP
City: Bucharest



Company: **UP Romania**

Field of activity: Business Services
Surface: 2.400 sqm
Building: U Center
City: Bucharest



Company: **IDEMIA Romania**

Field of activity: IT & C
Surface: 4.030 sqm
Building: Berlin Bldg.-Sema
City: Bucharest



Company: **1 & 1 Internet Development**

Field of activity: IT & C
Surface: 3.500 sqm
Building: Sky Tower
City: Bucharest



Company: **World Class Romania**

Field of activity: Personal Services
Surface: 2.100 sqm
Building: Record Park
City: Cluj Napoca

ESOP | Leading Local Advisor with Global Reach

ESOP, established in 2002, is a **trustworthy reference name** on the Romanian real estate market, among the **top 5 consultancy companies** on the commercial segment, and **the no. 1 local brand on the office segment**, having mediated the lease of over 50,000 sqm offices within the last 3 years.



**Locally Owned.
Globally Connected.**

Starting 2013, ESOP is the Romanian affiliate of **CORFAC International** a leading network of **independently-owned, entrepreneurial real estate firms** that partner to deliver quality and experienced service **locally, nationally, and internationally.**

